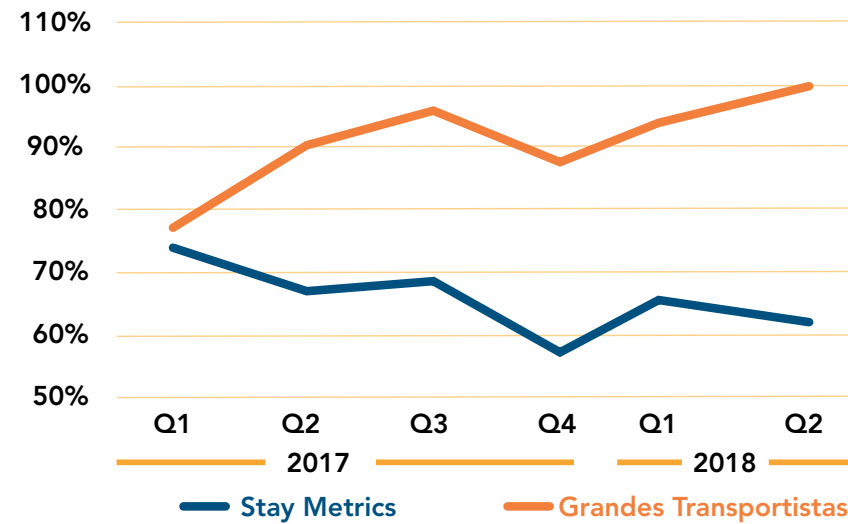


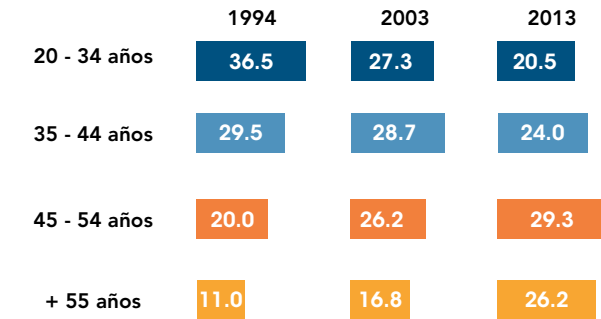
CONDUCTORES, ESCASEZ Y CAPACITACIÓN

TENDENCIAS DE ROTACIÓN



Fuente: ATA's Truck Driver Shortage Analysis 2017. 2018 Stay Metrics.

CAMBIOS EN LA EDAD DE LOS OPERADORES DE TRACTOCAMIÓN



Fuente: ATA's Truck Driver Shortage Analysis 2017. 2018 Stay Metrics.

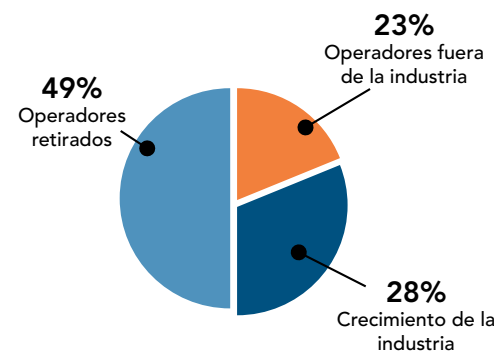
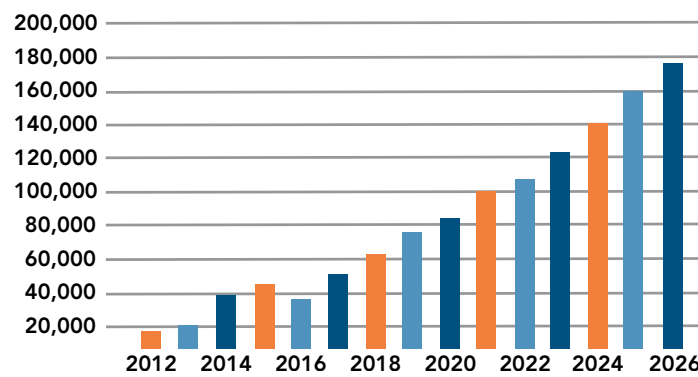
CAUSAS DE ROTACIÓN

70%

- AMBIENTE LABORAL
- MALAS PRÁCTICAS
- RIESGO DE TRABAJO
- FALTA DE CAPACITACIÓN

OFERTA ECONÓMICA

ESCASEZ DE OPERADORES



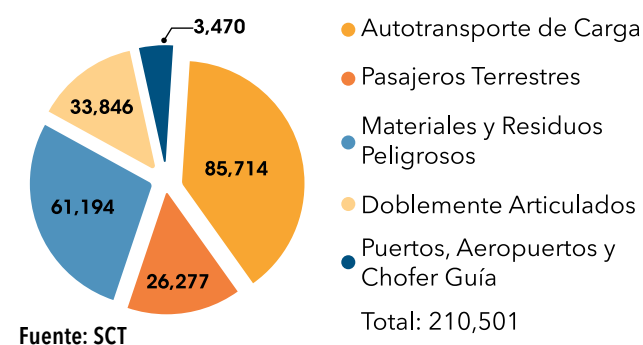
Fuente: ATA's Truck Driver Shortage Analysis 2017. 2018 Stay Metrics.

CONSTANCIAS DE CAPACITACIÓN A CONDUCTORES DEL AUTOTRANSPORTE FEDERAL EN 2018

| Entidad Federativa | Nuevo Ingreso | | | | | | Renovación | | | | | | Total |
|---------------------|--------------------------|----------------------|----------------------------|------------------------|------------------------------------|----------------|--------------------------|----------------------|----------------------------|------------------------|------------------------------------|---------------|----------------|
| | Auto-transporte de carga | Pasajeros Terrestres | Mat. y Residuos Peligrosos | Doblemente articulados | Puertos, Aeropuertos y Chofer Guía | Subtotal | Auto-transporte de carga | Pasajeros Terrestres | Mat. y Residuos Peligrosos | Doblemente articulados | Puertos, Aeropuertos y Chofer Guía | Subtotal | |
| Aguascalientes | 734 | 94 | 94 | 412 | 2 | 1,336 | 502 | 53 | 1,207 | 74 | 2 | 1,838 | 3,174 |
| Baja California | 2,664 | 213 | 303 | 316 | 60 | 3,556 | 1,125 | 92 | 1,164 | 68 | 22 | 2,471 | 6,027 |
| Baja California Sur | 123 | 119 | 15 | 0 | 41 | 298 | 59 | 25 | 110 | 0 | 2 | 196 | 494 |
| Campeche | 137 | 48 | 20 | 0 | 16 | 221 | 34 | 57 | 95 | 0 | 2 | 188 | 409 |
| Chiapas | 451 | 731 | 66 | 142 | 76 | 1,466 | 164 | 591 | 363 | 14 | 6 | 1,138 | 2,604 |
| Chihuahua | 1,561 | 76 | 412 | 72 | 2 | 2,123 | 867 | 73 | 882 | 1 | 0 | 1,823 | 3,946 |
| CDMX | 4,790 | 1,535 | 369 | 1,860 | 325 | 8,879 | 2,500 | 1,267 | 2,752 | 290 | 159 | 6,968 | 15,847 |
| Coahuila | 1,817 | 137 | 152 | 496 | 0 | 2,602 | 480 | 82 | 744 | 45 | 0 | 1,351 | 3,953 |
| Colima | 733 | 100 | 127 | 1,033 | 31 | 2,024 | 301 | 60 | 803 | 141 | 13 | 1,318 | 3,342 |
| Durango | 2,231 | 183 | 219 | 856 | 2 | 3,491 | 732 | 120 | 1,988 | 62 | 4 | 2,906 | 6,397 |
| Edo. Méx | 10,537 | 2,318 | 1,429 | 3,926 | 86 | 18,296 | 6,455 | 1,314 | 11,656 | 688 | 65 | 20,178 | 38,474 |
| Guajuato | 1,335 | 614 | 213 | 733 | 44 | 2,939 | 827 | 350 | 1,449 | 74 | 14 | 2,714 | 5,653 |
| Guerrero | 198 | 144 | 25 | 116 | 13 | 496 | 90 | 65 | 144 | 18 | 9 | 326 | 822 |
| Hidalgo | 2,555 | 428 | 240 | 1,464 | 3 | 4,690 | 1,159 | 392 | 1,856 | 307 | 2 | 3,716 | 8,406 |
| Jalisco | 7,239 | 2,278 | 611 | 1,866 | 97 | 12,091 | 2,931 | 952 | 2,318 | 264 | 42 | 6,507 | 18,598 |
| Michoacán | 839 | 224 | 52 | 356 | 0 | 1,471 | 465 | 195 | 363 | 59 | 0 | 1,082 | 2,553 |
| Morelos | 474 | 144 | 53 | 125 | 1 | 797 | 321 | 161 | 323 | 7 | 4 | 816 | 1,613 |
| Nayarit | 964 | 372 | 107 | 302 | 47 | 1,792 | 558 | 194 | 510 | 52 | 24 | 1,338 | 3,130 |
| Nuevo León | 3,536 | 470 | 343 | 2,209 | 12 | 6,570 | 1,770 | 268 | 4,179 | 236 | 15 | 6,468 | 13,038 |
| Oaxaca | 206 | 396 | 27 | 152 | 4 | 785 | 78 | 285 | 321 | 23 | 2 | 709 | 1,494 |
| Puebla | 836 | 318 | 89 | 611 | 15 | 1,869 | 534 | 324 | 732 | 260 | 2 | 1,852 | 3,721 |
| Querétaro | 1,796 | 399 | 235 | 747 | 60 | 3,237 | 911 | 247 | 2,263 | 74 | 13 | 3,508 | 6,745 |
| Quintana Roo | 616 | 1,493 | 35 | 910 | 1,148 | 4,202 | 204 | 820 | 391 | 19 | 347 | 1,781 | 5,983 |
| San Luis Potosí | 561 | 261 | 48 | 221 | 16 | 1,107 | 498 | 182 | 548 | 29 | 1 | 1,258 | 2,365 |
| Sinaloa | 1,095 | 218 | 128 | 685 | 14 | 2,140 | 516 | 117 | 555 | 219 | 7 | 1,414 | 3,554 |
| Sonora | 171 | 12 | 29 | 55 | 1 | 268 | 28 | 28 | 138 | 14 | 0 | 208 | 476 |
| Tabasco | 900 | 588 | 125 | 905 | 168 | 2,686 | 137 | 216 | 2,576 | 35 | 7 | 2,971 | 5,657 |
| Tamaulipas | 3,259 | 188 | 920 | 1,576 | 14 | 5,957 | 1,466 | 165 | 5,441 | 78 | 4 | 7,154 | 13,111 |
| Tlaxcala | 813 | 255 | 89 | 425 | 4 | 1,586 | 439 | 255 | 585 | 59 | 2 | 1,340 | 2,926 |
| Veracruz | 4,278 | 1,342 | 723 | 5,110 | 70 | 11,523 | 1,338 | 907 | 6,256 | 2,326 | 13 | 10,840 | 22,363 |
| Yucatán | 563 | 523 | 112 | 607 | 256 | 2,061 | 213 | 199 | 732 | 22 | 59 | 1,225 | 3,286 |
| Zacatecas | 0 | 0 | 43 | 0 | 0 | 43 | 0 | 0 | 297 | 0 | 0 | 297 | 340 |
| Total | 58,012 | 16,221 | 7,453 | 28,288 | 2,628 | 112,602 | 27,702 | 10,056 | 53,741 | 5,558 | 842 | 97,899 | 210,501 |

*Pasajeros Terrestres: Incluye Transporte Terrestre de Pasajeros, excepto por Ferrocarril y Transporte Turístico por Tierra.
Fuente: SCT

CONSTANCIAS DE CAPACITACIÓN POR MODALIDAD DE SERVICIO 2018



CONSTANCIAS DE CAPACITACIÓN DE NUEVO INGRESO / MODALIDAD / 2018

